

Fig.1

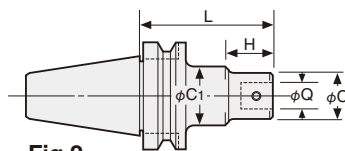


Fig.2

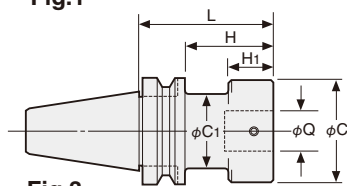


Fig.3

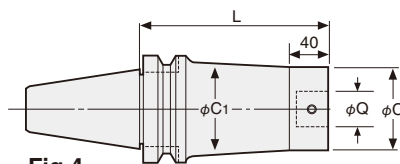


Fig.4

| テーパ | Code No. | ドッキング 径Q | L | C | C1 | H | H1 | 接続ボルト No. | Fig. | 重量(kg) | |
|------------|--------------|---------------|-----|-----|----|-----|------|--------------|------|--------|------|
| No.30 | BT30-Q 9- 50 | 9 | 50 | 19 | 30 | 20 | - | B19 | 2 | 0.5 | |
| | -Q12- 65 | 12 | 65 | 24 | - | 40 | | B12 | 1 | 0.5 | |
| | -Q16- 50 | 16 | 50 | 31 | - | 25 | | B16 | | 0.5 | |
| | -Q20- 50 | 20 | 50 | 40 | - | 26 | | B20 | | 0.5 | |
| | -Q26- 40 | 26 | 40 | 50 | 45 | 18 | | 6 | B26N | 3 | 0.5 |
| No.40 | BT40-Q 9- 80 | 9 | 80 | 19 | 30 | 5 | - | B19 | 2 | 1.2 | |
| | - 95N | 9 | 95 | - | - | 27 | | B19 | | 1.2 | |
| | -Q12- 80 | 12 | 80 | 24 | 35 | 12 | | B12 | | 1.2 | |
| | - 110 | 12 | 110 | - | - | 50 | | B12 | | 1.3 | |
| | -Q16- 95 | 16 | 95 | 31 | 42 | 22 | | B16 | | 1.5 | |
| | - 125 | 16 | 125 | - | - | 55 | | B16 | 1.6 | | |
| | -Q20- 80 | 20 | 80 | 40 | 50 | 27 | | B20 | 1.5 | | |
| | - 110 | 20 | 110 | - | - | 60 | | B20 | 1.7 | | |
| | -Q26- 50 | 26 | 50 | 50 | - | 20 | | B26N | 1 | 1.1 | |
| | - 95 | 26 | 95 | - | - | 65 | | | 1.8 | | |
| | - 140 | 26 | 140 | - | - | 110 | | | 2.4 | | |
| | -Q34- 95 | 34 | 95 | 64 | 62 | 68 | | 55 | B34 | 3 | 2.2 |
| | - 110 | 34 | 110 | - | | - | | 83 | 70 | B34 | 2.6 |
| | -Q42- 95 | 42 | 95 | 83 | | - | | 68 | 55 | B42 | 3 |
| | No.50 | BT50-Q 9- 110 | 9 | 110 | 19 | 40 | | 5 | - | B19 | 2 |
| - 125N | | 9 | 125 | - | - | 27 | B19 | 4.1 | | | |
| -Q12- 95 | | 12 | 95 | 24 | 44 | 12 | B12 | 4.0 | | | |
| - 125 | | 12 | 125 | - | - | 50 | B12 | 4.0 | | | |
| -Q16- 125N | | 16 | 125 | 31 | 50 | 22 | B16 | 4.5 | | | |
| - 155 | | 16 | 155 | - | - | 55 | B16 | 4.6 | | | |
| -Q20- 110 | | 20 | 110 | 40 | 60 | 27 | B20 | 4.6 | | | |
| - 125 | | 20 | 125 | - | - | 60 | B20 | 4.5 | | | |
| -Q26- 65 | | 26 | 65 | 50 | 65 | 27 | B26N | 1 | | 3.7 | |
| - 140 | | 26 | 140 | - | - | 47 | | 2 | | 5.3 | |
| - 170N | | 26 | 170 | - | - | 112 | | 2 | | 5.4 | |
| -Q34- 140 | | 34 | 140 | 64 | 80 | 102 | - | B34 | | 1 | 5.6 |
| - 170 | | 34 | 170 | - | | - | | | | 120 | 2 |
| - 200 | | 34 | 200 | - | | - | | 150 | | 2 | 7.1 |
| -Q42- 125 | | 42 | 125 | 83 | - | 87 | - | B42 | | 1 | 6.5 |
| - 190 | | 42 | 190 | - | | - | | | | 152 | 1 |
| -Q42- 225A | | 42 | 225 | 83 | | 98 | | - | | - | B42 |
| - 275A | | 42 | 275 | - | - | - | - | B42 | | 4 | 15.6 |
| - 325A | 42 | 325 | - | - | - | - | B42 | 4 | 18.3 | | |
| - 375A | 42 | 375 | - | - | - | - | B42 | 4 | 21.0 | | |

★全シリーズセンタスルー仕様です。
 ★接続ボルト及びレンチは付属しています。
 ★標準よりL寸法が長い場合、有効ボーリング長MとQ No.をご指定下さい。

