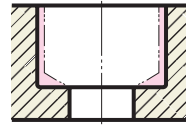


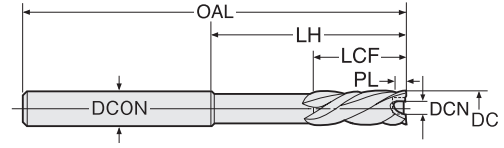
NIKKEN CARBIDE MILL REAMER DLC COATING



FMS-DLC For STEPPED HOLE Carbide Mill Reamer (DLC Coating)



Explanation of the Code No.
FMS - **10.0** - **DLC**
 • DLC COATING
 • DIAMETER
 • MILLREAMER SERIES
 FMS : STRAIGHT SHANK FOR STEPPED HOLE



MILLING BLADE **LH-HELIX 30-35°** **DLC COAT** **P.136** *See P.4 for icons.

STOCK: ●=STANDARD STOCK ITEM(IN JAPAN) △=PRODUCTION BY ORDER

Code No.	STOCK	DC H7	OAL	DCON	PL	DCN	LCF	LH
FMS- 3.97-DLC	△	3.97	60	4	0.6	2.0	18	35
- 3.98-DLC	△	3.98						
- 3.99-DLC	△	3.99						
- 4.0 -DLC	△	4.0						
- 4.01-DLC	△	4.01	60	4	0.6	2.0	18	35
- 4.02-DLC	△	4.02						
- 4.03-DLC	△	4.03						
- 4.04-DLC	△	4.04						
- 4.05-DLC	△	4.05	75	5	0.6	2.0	22	45
- 4.1 -DLC	△	4.1						
- 4.2 -DLC	△	4.2						
- 4.3 -DLC	△	4.3						
- 4.4 -DLC	△	4.4	75	5	0.6	2.5	22	45
- 4.5 -DLC	△	4.5						
- 4.6 -DLC	△	4.6						
- 4.7 -DLC	△	4.7						
- 4.8 -DLC	△	4.8	100	6	0.6	2.5	25	65
- 4.9 -DLC	△	4.9						
- 4.97-DLC	△	4.97						
- 4.98-DLC	△	4.98						
- 4.99-DLC	△	4.99	100	6	0.6	3.0	25	65
- 5.0 -DLC	△	5.0						
- 5.01-DLC	△	5.01						
- 5.02-DLC	△	5.02						
- 5.03-DLC	△	5.03	100	6	0.6	3.0	25	65
- 5.04-DLC	△	5.04						
- 5.05-DLC	△	5.05						
- 5.1 -DLC	△	5.1						
- 5.2 -DLC	△	5.2	110	8	0.6	3.0	25	70
- 5.3 -DLC	△	5.3						
- 5.4 -DLC	△	5.4						
- 5.5 -DLC	△	5.5						
- 5.6 -DLC	△	5.6	110	8	0.6	3.5	25	70
- 5.7 -DLC	△	5.7						
- 5.8 -DLC	△	5.8						
- 5.9 -DLC	△	5.9						
- 5.97-DLC	△	5.97	110	8	0.6	3.5	25	70
- 5.98-DLC	△	5.98						
- 5.99-DLC	△	5.99						
- 6.0 -DLC	△	6.0						
- 6.01-DLC	△	6.01	100	6	0.6	3.0	25	65
- 6.02-DLC	△	6.02						
- 6.03-DLC	△	6.03						
- 6.04-DLC	△	6.04						
- 6.05-DLC	△	6.05	100	6	0.6	3.0	25	65
- 6.1 -DLC	△	6.1						
- 6.2 -DLC	△	6.2						
- 6.3 -DLC	△	6.3						
- 6.4 -DLC	△	6.4	110	8	0.6	3.0	25	70
- 6.5 -DLC	△	6.5						
- 6.6 -DLC	△	6.6						
- 6.7 -DLC	△	6.7						
- 6.8 -DLC	△	6.8	110	8	0.6	3.5	25	70
- 6.9 -DLC	△	6.9						
- 6.97-DLC	△	6.97						
- 6.98-DLC	△	6.98						
- 6.99-DLC	△	6.99	110	8	0.6	3.5	25	70
- 7.0 -DLC	△	7.0						

Code No.	STOCK	DC H7	OAL	DCON	PL	DCN	LCF	LH
FMS- 7.01-DLC	△	7.01	110	8	0.6	3.5	25	70
- 7.02-DLC	△	7.02						
- 7.03-DLC	△	7.03						
- 7.04-DLC	△	7.04						
- 7.05-DLC	△	7.05	125	8	0.6	4.0	25	85
- 7.1 -DLC	△	7.1						
- 7.2 -DLC	△	7.2						
- 7.3 -DLC	△	7.3						
- 7.4 -DLC	△	7.4	125	8	0.6	4.0	25	85
- 7.5 -DLC	△	7.5						
- 7.6 -DLC	△	7.6						
- 7.7 -DLC	△	7.7						
- 7.8 -DLC	△	7.8	135	10	0.6	4.5	25	90
- 7.9 -DLC	△	7.9						
- 7.97-DLC	△	7.97						
- 7.98-DLC	△	7.98						
- 7.99-DLC	△	7.99	135	10	0.6	4.5	25	90
- 8.0 -DLC	△	8.0						
- 8.01-DLC	△	8.01						
- 8.02-DLC	△	8.02						
- 8.03-DLC	△	8.03	135	10	0.6	4.5	25	90
- 8.04-DLC	△	8.04						
- 8.05-DLC	△	8.05						
- 8.1 -DLC	△	8.1						
- 8.2 -DLC	△	8.2	150	10	0.6	5.0	29	100
- 8.3 -DLC	△	8.3						
- 8.4 -DLC	△	8.4						
- 8.5 -DLC	△	8.5						
- 8.6 -DLC	△	8.6	150	10	0.6	5.0	29	100
- 8.7 -DLC	△	8.7						
- 8.8 -DLC	△	8.8						
- 8.9 -DLC	△	8.9						
- 8.97-DLC	△	8.97	150	10	0.6	5.0	29	100
- 8.98-DLC	△	8.98						
- 8.99-DLC	△	8.99						
- 9.0 -DLC	△	9.0						
- 9.01-DLC	△	9.01	150	10	0.6	5.0	29	100
- 9.02-DLC	△	9.02						
- 9.03-DLC	△	9.03						
- 9.04-DLC	△	9.04						
- 9.05-DLC	△	9.05	150	10	0.6	5.0	29	100
- 9.1 -DLC	△	9.1						
- 9.2 -DLC	△	9.2						
- 9.3 -DLC	△	9.3						
- 9.4 -DLC	△	9.4	150	10	0.6	5.0	29	100
- 9.5 -DLC	△	9.5						
- 9.6 -DLC	△	9.6						
- 9.7 -DLC	△	9.7						
- 9.8 -DLC	△	9.8	150	10	0.6	5.0	29	100
- 9.9 -DLC	△	9.9						
- 9.97-DLC	△	9.97						
- 9.98-DLC	△	9.98						
- 9.99-DLC	△	9.99	150	10	0.6	5.0	29	100
-10.0 -DLC	△	10.0						
-10.01-DLC	△	10.01						
-10.02-DLC	△	10.02						
-10.03-DLC	△	10.03	150	10	0.6	5.0	29	100
-10.04-DLC	△	10.04						

CARBIDE FOR STEPPED HOLE

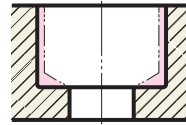


★PL means chamfering length to ΦDC.

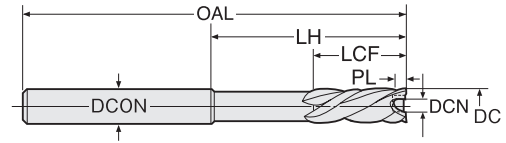
NIKKEN CARBIDE MILL REAMER DLC COATING



FMS-DLC For STEPPED HOLE Carbide Mill Reamer (DLC Coating)



Explanation of the Code No.
FMS - **10.0** - **DLC**
 • DLC COATING
 • DIAMETER
 • MILLREAMER SERIES
 FMS : STRAIGHT SHANK FOR STEPPED HOLE



MILLING BLADE **LH-HELIX 30-35°** **DLC COAT** **P.136** *See P.4 for icons.

STOCK: ●=STANDARD STOCK ITEM(IN JAPAN) △=PRODUCTION BY ORDER

Code No.	STOCK	DC H7	OAL	DCON	PL	DCN	LCF	LH
FMS-10.05-DLC	△	10.05	150	10	0.6	5.0	29	100
-10.1 -DLC	△	10.1						
-10.2 -DLC	△	10.2						
-10.3 -DLC	△	10.3						
-10.4 -DLC	△	10.4						
-10.5 -DLC	△	10.5						
-10.6 -DLC	△	10.6						
-10.7 -DLC	△	10.7						
-10.8 -DLC	△	10.8						
-10.9 -DLC	△	10.9						
-10.97-DLC	△	10.97	155	12	0.6	5.0	29	105
-10.98-DLC	△	10.98						
-10.99-DLC	△	10.99						
-11.0 -DLC	△	11.0						
-11.01-DLC	△	11.01						
-11.02-DLC	△	11.02						
-11.03-DLC	△	11.03						
-11.04-DLC	△	11.04						
-11.05-DLC	△	11.05						
-11.1 -DLC	△	11.1						
-11.2 -DLC	△	11.2	160	12	0.6	6.0	29	105
-11.3 -DLC	△	11.3						
-11.4 -DLC	△	11.4						
-11.5 -DLC	△	11.5						
-11.6 -DLC	△	11.6						
-11.7 -DLC	△	11.7						
-11.8 -DLC	△	11.8						
-11.9 -DLC	△	11.9						
-11.97-DLC	△	11.97						
-11.98-DLC	△	11.98						
-11.99-DLC	△	11.99	160	12	0.6	6.0	29	105
-12.0 -DLC	△	12.0						
-12.01-DLC	△	12.01						
-12.02-DLC	△	12.02						
-12.03-DLC	△	12.03						
-12.04-DLC	△	12.04						
-12.05-DLC	△	12.05						
-12.1 -DLC	△	12.1						
-12.2 -DLC	△	12.2						
-12.3 -DLC	△	12.3						
-12.4 -DLC	△	12.4	165	12	0.6	6.0	29	110
-12.5 -DLC	△	12.5						
-12.6 -DLC	△	12.6						

Code No.	STOCK	DC H7	OAL	DCON	PL	DCN	LCF	LH
FMS-12.7 -DLC	△	12.7	165	12	0.6	6.0	29	110
-12.8 -DLC	△	12.8						
-12.9 -DLC	△	12.9						
-12.97-DLC	△	12.97						
-12.98-DLC	△	12.98						
-12.99-DLC	△	12.99						
-13.0 -DLC	△	13.0						
-13.01-DLC	△	13.01	165	12	0.6	6.0	29	110
-13.02-DLC	△	13.02						
-13.03-DLC	△	13.03						
-13.04-DLC	△	13.04						
-13.05-DLC	△	13.05						
-13.1 -DLC	△	13.1						
-13.2 -DLC	△	13.2						
-13.3 -DLC	△	13.3	170	16	0.6	7.0	29	115
-13.4 -DLC	△	13.4						
-13.5 -DLC	△	13.5						
-13.6 -DLC	△	13.6						
-13.7 -DLC	△	13.7						
-13.8 -DLC	△	13.8						
-13.9 -DLC	△	13.9						
-13.97-DLC	△	13.97						
-13.98-DLC	△	13.98						
-13.99-DLC	△	13.99						
-14.0 -DLC	△	14.0	170	16	0.6	7.0	29	115
-14.01-DLC	△	14.01						
-14.02-DLC	△	14.02						
-14.03-DLC	△	14.03						
-14.04-DLC	△	14.04						
-14.05-DLC	△	14.05	180	16	0.6	7.0	29	120
-14.5 -DLC	△	14.5						
-15.0 -DLC	△	15.0						
-15.5 -DLC	△	15.5	185	16	0.6	7.0	30	125
-16.0 -DLC	△	16.0						
-16.5 -DLC	△	16.5	185	16	0.6	8.0	30	125
-17.0 -DLC	△	17.0						
-17.5 -DLC	△	17.5	195	20	0.6	9.0	30	130
-18.0 -DLC	△	18.0						
-18.5 -DLC	△	18.5	195	20	0.6	9.0	30	130
-19.0 -DLC	△	19.0						
-19.5 -DLC	△	19.5	205	20	0.6	10.0	30	140
-20.0 -DLC	△	20.0						

★PL means chamfering length to Φ DC.
 ★DCN is the front end bore diameter without bottom teeth, thus please make sure predrilled hole should be larger than Φ DCN.
 ★Please slightly decrease feed rate before reaching the bottom of the hole without using G86.

DLC coating reamer is for aluminium and non-ferrous metals reaming. Please select most suitable reamer for the other materials. P.5, P.6