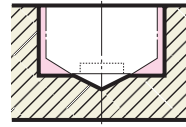


NIKKEN NC SENSOR REAMER



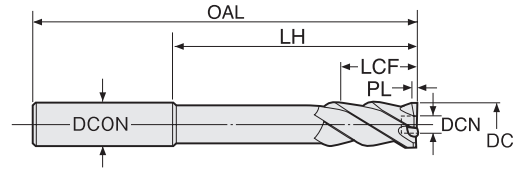
RNS-F

RIGHT HAND HELICAL For BLIND HOLE
NC Sensor Reamer (Straight Shank)



Explanation of the Code No.

RNS - **10.0** - **F**
 • FOR BLIND HOLE
 • DIAMETER
 • NC SENSOR REAMER SERIES
 RRS: STRAIGHT SHANK RIGHT HAND HELICAL FOR BLIND HOLE



*See P.4 for icons.

⚠ LCF must be longer than hole depth

STOCK: ●=STANDARD STOCK ITEM(IN JAPAN) △=PRODUCTION BY ORDER

Code No.	STOCK	DC H7	OAL	DCON	PL	DCN	LCF	LH
RNS- 2.97F	△	2.97	70	3	0.6	1.5	20	45
- 2.98F	△	2.98						
- 2.99F	△	2.99						
- 3.0 F	△	3.0						
- 3.01F	△	3.01	70	3	0.6	1.5	20	45
- 3.02F	△	3.02						
- 3.03F	△	3.03						
- 3.04F	△	3.04						
- 3.05F	△	3.05	80	4	0.6	1.5	22	53
- 3.1 F	△	3.1						
- 3.2 F	△	3.2						
- 3.3 F	△	3.3						
- 3.4 F	△	3.4	80	4	0.6	1.5	22	53
- 3.5 F	△	3.5						
- 3.6 F	△	3.6						
- 3.7 F	△	3.7						
- 3.8 F	△	3.8	90	5	0.6	2.0	22	60
- 3.9 F	△	3.9						
- 3.97F	△	3.97						
- 3.98F	△	3.98						
- 3.99F	△	3.99	90	5	0.6	3.0	24	60
- 4.0 F	△	4.0						
- 4.01F	△	4.01						
- 4.02F	△	4.02						
- 4.03F	△	4.03	90	5	0.6	3.0	24	60
- 4.04F	△	4.04						
- 4.05F	△	4.05						
- 4.1 F	△	4.1						
- 4.2 F	△	4.2	100	6	0.6	3.0	25	65
- 4.3 F	△	4.3						
- 4.4 F	△	4.4						
- 4.5 F	△	4.5						
- 4.6 F	△	4.6	100	6	0.6	3.0	25	65
- 4.7 F	△	4.7						
- 4.8 F	△	4.8						
- 4.9 F	△	4.9						
- 4.97F	△	4.97	135	10	0.6	4.0	30	90
- 4.98F	△	4.98						
- 4.99F	△	4.99						
- 5.0 F	●	5.0						
- 5.01F	△	5.01	135	10	0.6	4.0	30	90
- 5.02F	△	5.02						
- 5.03F	△	5.03						
- 5.04F	△	5.04						
- 5.05F	△	5.05	135	10	0.6	4.0	30	90
- 5.1 F	△	5.1						
- 5.2 F	△	5.2						
- 5.3 F	△	5.3						
- 5.4 F	△	5.4	135	10	0.6	4.0	30	90
- 5.5 F	△	5.5						
- 5.6 F	△	5.6						
- 5.7 F	△	5.7						
- 5.8 F	△	5.8	135	10	0.6	4.0	30	90
- 5.9 F	△	5.9						
- 5.97F	△	5.97						
- 5.98F	△	5.98						
- 5.99F	△	5.99	135	10	0.6	4.0	30	90
- 6.0 F	●	6.0						

Code No.	STOCK	DC H7	OAL	DCON	PL	DCN	LCF	LH
RNS- 6.01F	△	6.01	100	6	0.6	3.0	25	65
- 6.02F	△	6.02						
- 6.03F	△	6.03						
- 6.04F	△	6.04						
- 6.05F	△	6.05	110	8	0.6	3.0	25	70
- 6.1 F	△	6.1						
- 6.2 F	△	6.2						
- 6.3 F	△	6.3						
- 6.4 F	△	6.4	110	8	0.6	3.0	25	70
- 6.5 F	△	6.5						
- 6.6 F	△	6.6						
- 6.7 F	△	6.7						
- 6.8 F	△	6.8	125	8	0.6	3.5	25	85
- 6.9 F	△	6.9						
- 6.97F	△	6.97						
- 6.98F	△	6.98						
- 6.99F	△	6.99	125	8	0.6	3.5	25	85
- 7.0 F	●	7.0						
- 7.01F	△	7.01						
- 7.02F	△	7.02						
- 7.03F	△	7.03	125	8	0.6	3.5	25	85
- 7.04F	△	7.04						
- 7.05F	△	7.05						
- 7.1 F	△	7.1						
- 7.2 F	△	7.2	135	10	0.6	4.0	30	90
- 7.3 F	△	7.3						
- 7.4 F	△	7.4						
- 7.5 F	△	7.5						
- 7.6 F	△	7.6	135	10	0.6	4.0	30	90
- 7.7 F	△	7.7						
- 7.8 F	△	7.8						
- 7.9 F	△	7.9						
- 7.97F	△	7.97	135	10	0.6	4.0	30	90
- 7.98F	△	7.98						
- 7.99F	△	7.99						
- 8.0 F	●	8.0						
- 8.01F	△	8.01	135	10	0.6	4.0	30	90
- 8.02F	△	8.02						
- 8.03F	△	8.03						
- 8.04F	△	8.04						
- 8.05F	△	8.05	135	10	0.6	4.0	30	90
- 8.1 F	△	8.1						
- 8.2 F	△	8.2						
- 8.3 F	△	8.3						
- 8.4 F	△	8.4	135	10	0.6	4.0	30	90
- 8.5 F	△	8.5						
- 8.6 F	△	8.6						
- 8.7 F	△	8.7						
- 8.8 F	△	8.8	135	10	0.6	4.0	30	90
- 8.9 F	△	8.9						
- 8.97F	△	8.97						
- 8.98F	△	8.98						
- 8.99F	△	8.99	135	10	0.6	4.0	30	90
- 9.0 F	●	9.0						
- 9.01F	△	9.01						
- 9.02F	△	9.02						
- 9.03F	△	9.03	135	10	0.6	4.0	30	90
- 9.04F	△	9.04						

★PL means chamfering length to φDC.

★Please slightly decrease feed rate before reaching the bottom of the hole without using G86.

Next page >>>>

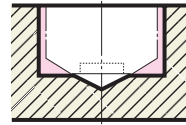
HSS FOR BLIND HOLE

NIKKEN NC SENSOR REAMER

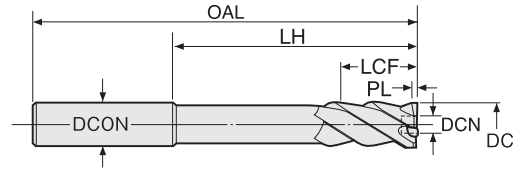


RNS-F

RIGHT HAND HELICAL For BLIND HOLE
NC Sensor Reamer (Straight Shank)



Explanation of the Code No.
RNS - **10.0** - **F**
 • FOR BLIND HOLE
 • DIAMETER
 • NC SENSOR REAMER SERIES
 RRS: STRAIGHT SHANK RIGHT HAND HELICAL FOR BLIND HOLE



*See P.4 for icons.

STOCK: ●=STANDARD STOCK ITEM(IN JAPAN) △=PRODUCTION BY ORDER

⚠ LCF must be longer than hole depth

Code No.	STOCK	DC H7	OAL	DCON	PL	DCN	LCF	LH
RNS- 9.05F	△	9.05	135	10	0.6	4.0	30	90
- 9.1 F	△	9.1						
- 9.2 F	△	9.2						
- 9.3 F	△	9.3						
- 9.4 F	△	9.4						
- 9.5 F	△	9.5						
- 9.6 F	△	9.6						
- 9.7 F	△	9.7						
- 9.8 F	△	9.8						
- 9.9 F	△	9.9						
- 9.97F	△	9.97						
- 9.98F	△	9.98						
- 9.99F	△	9.99						
-10.0 F	●	10.0	150	10	0.6	4.5	30	100
-10.01F	△	10.01						
-10.02F	△	10.02						
-10.03F	△	10.03						
-10.04F	△	10.04						
-10.05F	△	10.05						
-10.1 F	△	10.1						
-10.2 F	△	10.2						
-10.3 F	△	10.3						
-10.4 F	△	10.4						
-10.5 F	△	10.5						
-10.6 F	△	10.6						
-10.7 F	△	10.7						
-10.8 F	△	10.8						
-10.9 F	△	10.9						
-10.97F	△	10.97						
-10.98F	△	10.98						
-10.99F	△	10.99						
-11.0 F	●	11.0	155	12	0.6	4.5	30	105
-11.01F	△	11.01						
-11.02F	△	11.02						
-11.03F	△	11.03						
-11.04F	△	11.04						
-11.05F	△	11.05						
-11.1 F	△	11.1						
-11.2 F	△	11.2						
-11.3 F	△	11.3						
-11.4 F	△	11.4						
-11.5 F	△	11.5						
-11.6 F	△	11.6						
-11.7 F	△	11.7						
-11.8 F	△	11.8						
-11.9 F	△	11.9						
-11.97F	△	11.97						
-11.98F	△	11.98						
-11.99F	△	11.99						
-12.0 F	●	12.0	160	12	0.6	5.5	30	105
-12.01F	△	12.01						
-12.02F	△	12.02						
-12.03F	△	12.03						
-12.04F	△	12.04						
-12.05F	△	12.05						
-12.1 F	△	12.1						
-12.2 F	△	12.2						
-12.3 F	△	12.3						

Code No.	STOCK	DC H7	OAL	DCON	PL	DCN	LCF	LH						
RNS-12.4 F	△	12.4	165	12	0.6	5.5	30	110						
-12.5 F	△	12.5												
-12.6 F	△	12.6												
-12.7 F	△	12.7												
-12.8 F	△	12.8												
-12.9 F	△	12.9												
-12.97F	△	12.97												
-12.98F	△	12.98												
-12.99F	△	12.99												
-13.0 F	●	13.0												
-13.01F	△	13.01												
-13.02F	△	13.02												
-13.03F	△	13.03												
-13.04F	△	13.04												
-13.05F	△	13.05												
-13.1 F	△	13.1												
-13.2 F	△	13.2												
-13.3 F	△	13.3												
-13.4 F	△	13.4												
-13.5 F	△	13.5												
-13.6 F	△	13.6												
-13.7 F	△	13.7												
-13.8 F	△	13.8												
-13.9 F	△	13.9												
-13.97F	△	13.97												
-13.98F	△	13.98												
-13.99F	△	13.99												
-14.0 F	●	14.0	170	16	0.6	6.5	35	115						
-14.01F	△	14.01												
-14.02F	△	14.02												
-14.03F	△	14.03												
-14.04F	△	14.04												
-14.05F	△	14.05												
-15.0 F	●	15.0							180	16	0.6	6.5	35	120
-15.5 F	△	15.5												
-16.0 F	●	16.0												
-16.5 F	△	16.5												
-17.0 F	●	17.0												
-17.5 F	△	17.5												
-18.0 F	●	18.0												
-18.5 F	△	18.5												
-19.0 F	●	19.0												
-19.5 F	△	19.5												
-20.0 F	●	20.0												
-21.0 F	●	21.0	195	20	0.6	8.0	40	130						
-22.0 F	●	22.0												
-23.0 F	●	23.0												
-24.0 F	●	24.0												
-25.0 F	●	25.0												
-26.0 F	●	26.0												
-27.0 F	●	27.0												
-28.0 F	●	28.0												
-29.0 F	●	29.0												
-30.0 F	●	30.0												
-31.0 F	●	31.0	205	20	0.6	9.0	40	140						
-32.0 F	●	32.0												
-33.0 F	●	33.0												
-34.0 F	●	34.0												
-21.0 F	●	21.0							215	20	0.6	9.0	40	150
-22.0 F	●	22.0												
-23.0 F	●	23.0												
-24.0 F	●	24.0												
-25.0 F	●	25.0												
-26.0 F	●	26.0												
-27.0 F	●	27.0												
-28.0 F	●	28.0												
-29.0 F	●	29.0												
-30.0 F	●	30.0												
-31.0 F	●	31.0	230	25	0.6	11.0	40	160						
-32.0 F	●	32.0												
-33.0 F	●	33.0												
-34.0 F	●	34.0												
-21.0 F	●	21.0							230	25	0.6	12.0	40	160
-22.0 F	●	22.0												
-23.0 F	●	23.0												
-24.0 F	●	24.0												
-25.0 F	●	25.0												
-26.0 F	●	26.0												
-27.0 F	●	27.0												
-28.0 F	●	28.0												
-29.0 F	●	29.0												
-30.0 F	●	30.0												
-31.0 F	●	31.0	240	32	0.6	14.0	45	160						
-32.0 F	●	32.0												
-33.0 F	●	33.0												
-34.0 F	●	34.0												
-21.0 F	●	21.0							240	32	0.9	15.0	45	160
-22.0 F	●	22.0												
-23.0 F	●	23.0												
-24.0 F	●	24.0												
-25.0 F	●	25.0												
-26.0 F	●	26.0												
-27.0 F	●	27.0												
-28.0 F	●	28.0												
-29.0 F	●	29.0												
-30.0 F	●	30.0												
-31.0 F	●	31.0	280	32	0.9	16.0	45	160						
-32.0 F	●	32.0												
-33.0 F	●	33.0												
-34.0 F	●	34.0												
-21.0 F	●	21.0							280	32	0.9	17.0	45	200
-22.0 F	●	22.0												
-23.0 F	●	23.0												
-24.0 F	●	24.0												
-25.0 F	●	25.0												
-26.0 F	●	26.0												
-27.0 F	●	27.0												
-28.0 F	●	28.0												
-29.0 F	●	29.0												
-30.0 F	●	30.0												
-31.0 F	●	31.0	280	32	0.9	18.0	48	200						
-32.0 F	●	32.0												
-33.0 F	●	33.0												
-34.0 F	●	34.0												

*PL means chamfering length to Φ DC.

*Please slightly decrease feed rate before reaching the bottom of the hole without using G86.

Next page

HSS FOR BLIND HOLE

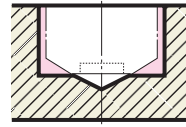


NIKKEN NC SENSOR REAMER

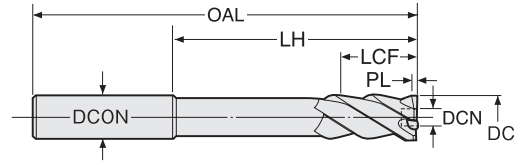


RNS-F

RIGHT HAND HELICAL For BLIND HOLE
NC Sensor Reamer (Straight Shank)



Explanation of the Code No.
RNS - **10.0** - **F**
 ● FOR BLIND HOLE
 ● DIAMETER
 ● NC SENSOR REAMER SERIES
 RSSS : STRAIGHT SHANK RIGHT HAND HELICAL FOR BLIND HOLE



*See P.4 for icons.

STOCK: ●=STANDARD STOCK ITEM(IN JAPAN) △=PRODUCTION BY ORDER

⚠ LCF must be longer than hole depth

Code No.	STOCK	DC H7	OAL	DCON	PL	DCN	LCF	LH
RNS- 35.0F	●	35.0	280	32	0.9	19.0	48	200
- 36.0F	●	36.0	285	32	0.9	19.0	48	205
- 37.0F	●	37.0	285	32	0.9	20.0	52	205
- 38.0F	●	38.0	285	32	0.9	21.0	52	205
- 39.0F	●	39.0						
- 40.0F	●	40.0	285	32	0.9	22.0	52	205
- 41.0F	●	41.0	285	32	1.2	23.0	55	205
- 42.0F	●	42.0	290	32	1.2	23.0	55	210
- 43.0F	●	43.0	290	32	1.2	24.0	55	210
- 44.0F	●	44.0	290	32	1.2	25.0	55	210
- 45.0F	●	45.0						
- 46.0F	●	46.0	295	32	1.2	26.0	60	215
- 47.0F	●	47.0	295	32	1.2	27.0	60	215
- 48.0F	●	48.0	310	32	1.2	27.0	60	230
- 49.0F	●	49.0	310	32	1.2	28.0	60	230
- 50.0F	●	50.0	310	32	1.2	29.0	60	230
- 51.0F	●	51.0	310	32	1.2	30.0	60	230
- 52.0F	●	52.0						
- 53.0F	●	53.0	310	32	1.2	32.0	60	230
- 54.0F	●	54.0	310	32	1.2	33.0	60	230
- 55.0F	●	55.0	320	32	1.2	34.0	60	240
- 56.0F	●	56.0	320	32	1.2	35.0	60	240
- 57.0F	●	57.0	320	32	1.2	36.0	60	240
- 58.0F	●	58.0	320	32	1.2	37.0	60	240
- 59.0F	●	59.0	320	32	1.2	38.0	60	240
- 60.0F	●	60.0	320	32	1.2	39.0	60	240
- 61.0F	●	61.0						
- 62.0F	●	62.0	320	32	1.2	40.0	60	240
- 63.0F	●	63.0	320	32	1.2	41.0	60	240
- 64.0F	●	64.0	320	32	1.2	42.0	60	240
- 65.0F	●	65.0	320	42	1.2	45.0	65	240
- 66.0F	●	66.0	330	42	1.2	45.0	65	240
- 67.0F	●	67.0						

Code No.	STOCK	DC H7	OAL	DCON	PL	DCN	LCF	LH
RNS- 68.0F	●	68.0	330	42	1.2	48.0	65	240
- 69.0F	●	69.0						
- 70.0F	●	70.0						
- 71.0F	●	71.0	330	42	1.2	50.0	65	240
- 72.0F	●	72.0						
- 73.0F	●	73.0	330	42	1.2	52.0	65	240
- 74.0F	●	74.0						
- 75.0F	●	75.0						
- 76.0F	●	76.0						
- 77.0F	●	77.0						
- 78.0F	●	78.0	330	42	1.2	55.0	65	240
- 79.0F	●	79.0						
- 80.0F	●	80.0						
- 81.0F	●	81.0	330	42	1.2	58.0	65	240
- 82.0F	●	82.0						
- 83.0F	●	83.0	330	42	1.2	60.0	65	240
- 84.0F	●	84.0						
- 85.0F	●	85.0						
- 86.0F	●	86.0						
- 87.0F	●	87.0						
- 88.0F	●	88.0	330	42	1.2	62.0	65	240
- 89.0F	●	89.0						
- 90.0F	●	90.0	330	42	1.2	62.0	65	240
- 91.0F	●	91.0						
- 92.0F	●	92.0	330	42	1.2	65.0	65	240
- 93.0F	●	93.0						
- 94.0F	●	94.0						
- 95.0F	●	95.0	330	42	1.2	68.0	65	240
- 96.0F	●	96.0						
- 97.0F	●	97.0						
- 98.0F	●	98.0						
- 99.0F	●	99.0						
-100.0F	●	100.0	330	42	1.2	70.0	65	240

★PL means chamfering length to ϕ DC.

★DCN is the front end bore diameter without bottom teeth, thus please make sure predrilled hole should be larger than ϕ DCN.

★When chips may be tangled, we recommend Right-Handed Helix Mill Reamer with OH. (右) P.27,P.101

★This is not suitable to use on drilling machine due to tensile force of right-handed. Please use on machining center, NC lathe and milling machine.

★Please slightly decrease feed rate before reaching the bottom of the hole without using G86.

HSS FOR BLIND HOLE