

BASE HOLDER for MODULAR TYPE (BT Shank)

NIKKEN



Q

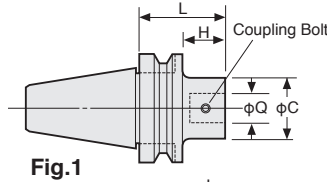


Fig.1

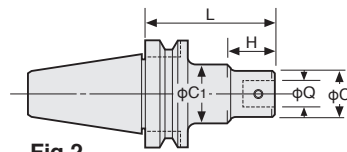


Fig.2

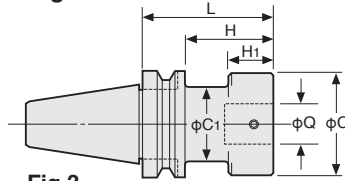


Fig.3

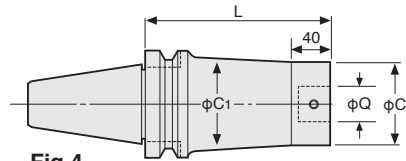


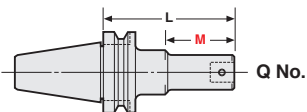
Fig.4

TAPER	Code No.	Coupling Dia Q	L	C	C1	H	H1	Coupling Bolt No.	Fig.	Weight (kg)	
No.30	BT30-Q 9- 50	9	50	19	30	20	-	B19	2	0.5	
	-Q12- 65	12	65	24	-	40		B12	1	0.5	
	-Q16- 50	16	50	31		25		B16		0.5	
	-Q20- 50	20	50	40		26		B20		0.5	
	-Q26- 40	26	40	50		45		18		6	B26N
No.40	BT40-Q 9- 80	9	80	19	30	5	-	B19	2	1.2	
	- 95N		95			27				1.2	
	-Q12- 80	12	80	24	35	12		B12		1.2	
	- 110		110			50					1.3
	-Q16- 95	16	95	31	42	22		B16		1.5	
	- 125		125			55					1.6
	-Q20- 80	20	80	40	50	27		B20	1.5		
	- 110		110			60				1.7	
	-Q26- 50	26	50	50	-	20		B26N	1	1.1	
	- 95		95			65				1.8	
	- 140		140			110				2.4	
	-Q34- 95	34	95	64	62	68		B34	3	2.2	
	- 110		110			83				70	2.6
	-Q42- 95	42	95	83	-	68		55	B42	3	2.8
	No.50	BT50-Q 9- 110	9	110	19	40		5	-	B19	2
- 125N		125		27			4.1				
-Q12- 95		12	95	24	44	12	B12	4.0			
- 125			125			50				4.0	
-Q16- 125N		16	125	31	50	22	B16	4.5			
- 155			155			55				4.6	
-Q20- 110		20	110	40	60	27	B20	4.6			
- 125			125			60				4.5	
-Q26- 65		26	65	50	65	27	B26N	1		3.7	
- 140			140			47		2		5.3	
- 170N			170			112		2		5.4	
-Q34- 140		34	140	64	80	102	B34	1		5.6	
- 170			170			120		2		6.5	
- 200			200			150		2		7.1	
-Q42- 125		42	125	83	-	87	B42	1		6.5	
- 190			190			152				9.1	
-Q42- 225A		42	225	83	98	-	B42	4		12.9	
- 275A			275							15.6	
- 325A			325							18.3	
- 375A			375							21.0	

★All base holders have a centre through tool coolant hole.

★The coupling screw & wrench are supplied as standard.

★When L length is required longer than standard, please specify the boring depth M.



Q No.